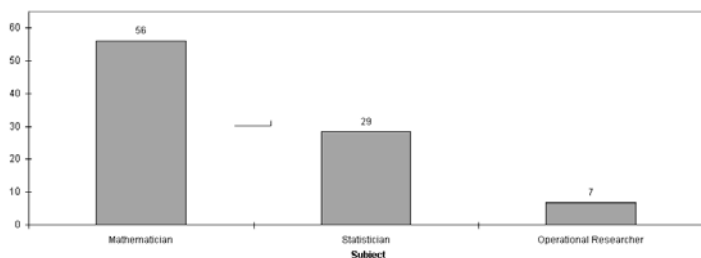


Questionnaire 2003 - Feedback at a glance

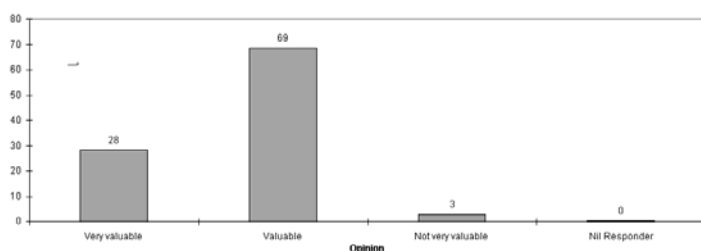
Percentage (of 217 Respondents) by Subject



When asked...do you consider yourself primarily as a mathematician / statistician / operational researcher?

56% responded as mathematician, 29% as statistician and 7% said operational researcher.

Percentage (of 217 Respondents) expressing an Opinion about the MSOR Newsletter



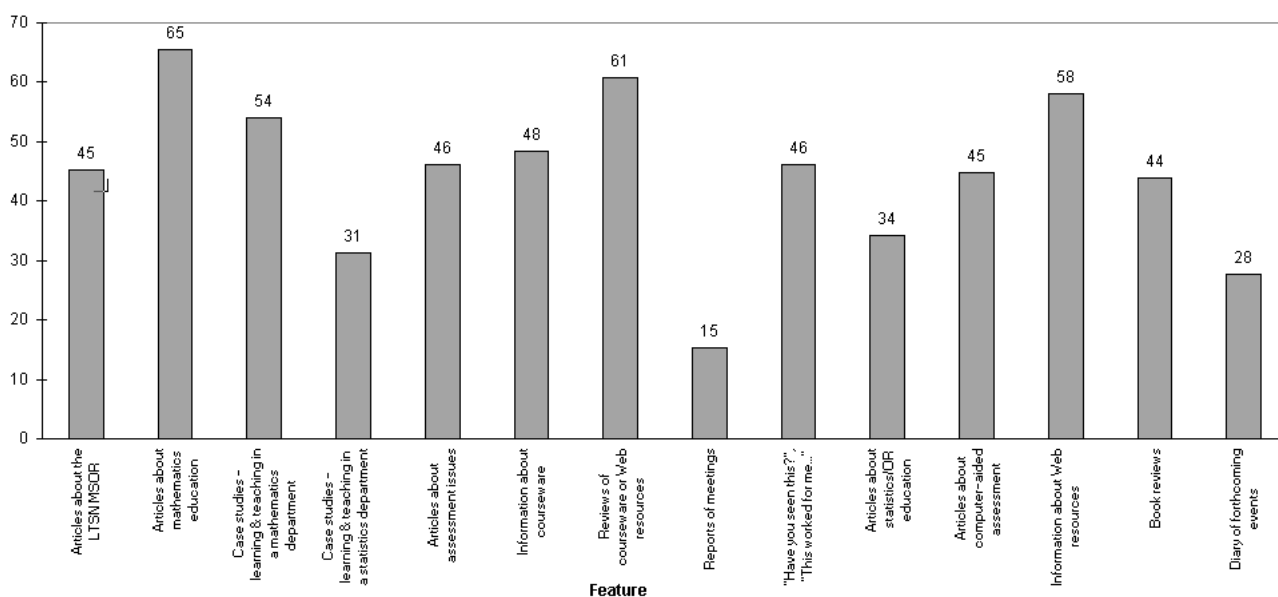
When asked...do you find the quarterly newsletter very valuable / valuable / not very valuable?

97% of respondents thought the newsletter was either valuable or very valuable.

When asked which features you regularly read in MSOR Connections....

You expressed a high preference for articles on maths education, courseware and web resources as seen below...

Percentage (of 217 Respondents) regularly reading Newsletter Features



WOULD YOU LIKE TO WRITE AN ARTICLE?....If you are involved in the UK Higher Education maths, stats and operational research academic community and would be interested in writing articles for MSOR Connections, contact the editors with your article ideas via email to info@mathstore.ac.uk