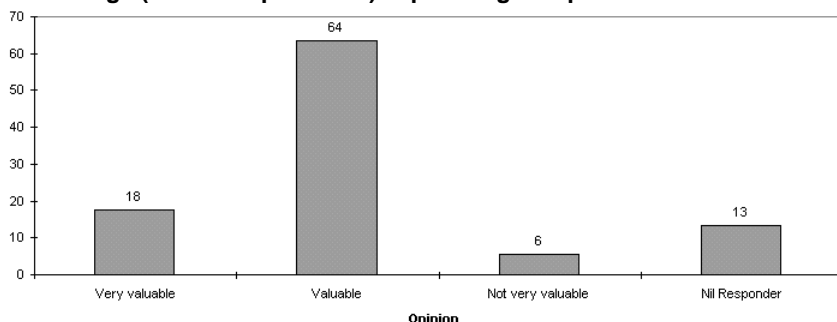


# Questionnaire 2002 - Feedback at a glance

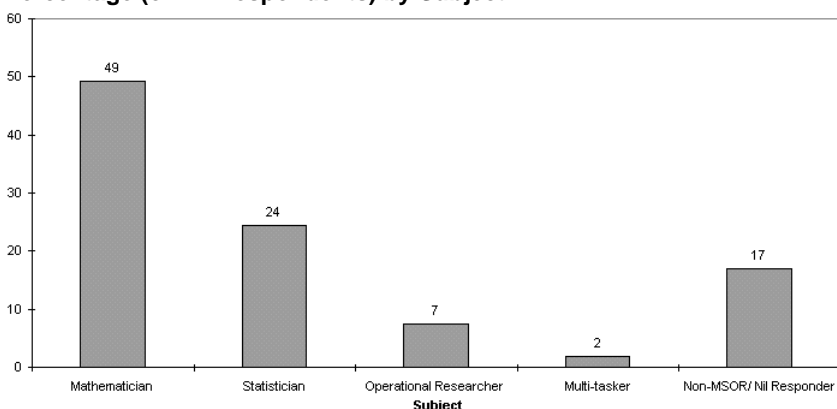
Percentage (of 217 respondents) expressing an opinion about *MSOR Connections*



*When asked....Do you find our quarterly newsletter very valuable / valuable / not very valuable ?*

**82% of respondents thought the newsletter was either valuable or very valuable**

Percentage (of 217 respondents) by Subject



*When asked...do you consider yourself primarily as a mathematician / statistician / operational researcher?*

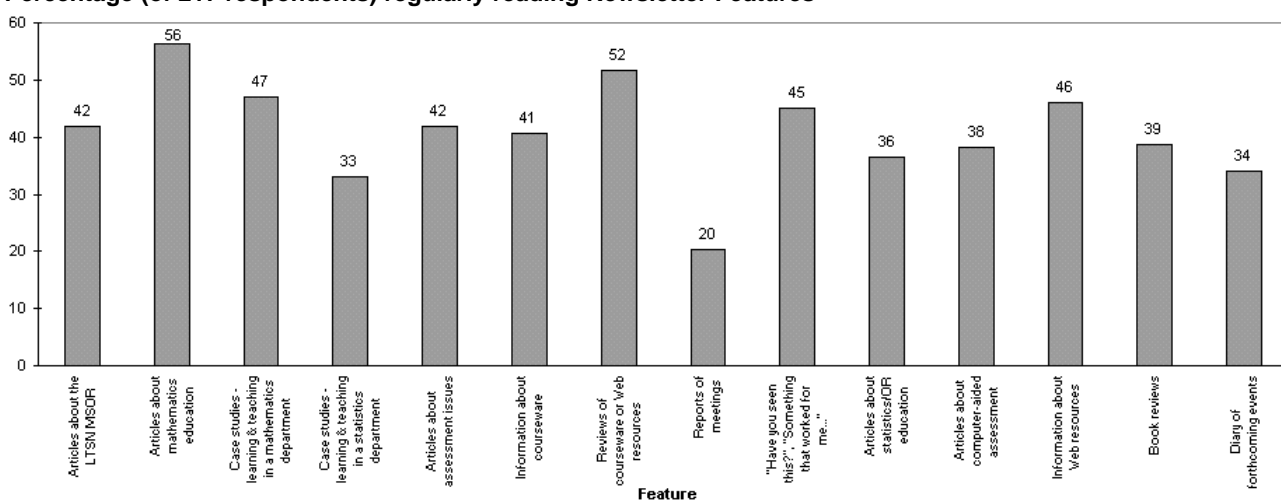
**49% responded as mathematician, 24% as statistician and 7% said operational researcher**

*When asked...about the features in MSOR Connections which you regularly read?*

**58% of respondents liked to read case studies on teaching and learning within departments, 52% liked the courseware / Web reviews**

*....see below for more details*

Percentage (of 217 respondents) regularly reading Newsletter Features



*And finally when asked....would you like a smaller text size in the newsletter?*

**59% of respondents preferred the current font size**